

Work Order Audit

Summary

This Job Aid is for all FSM users using the FSMv5 website to perform an Order Audit.

Audit

Before you can begin the Audit process, all Tasks must be closed and the Work Order must be closed. The Create Audit button will appear on the Work Order in the Basic data section.

Select Create audit.

FSM / Browse orders / Order details (WO/15447/2024)

Order details: WO/15447/2024

Order status: Closed Change status

Basic data | Description | Customer

Basic data

Order id: WO/15447/2024

Order type: Customer Work Order

Technologies: Internet

SLA: (---)

Create audit

External system information

External system

External id

Process signature

Process create date

Modifications

Created by: System FSM - Inbound reactor api

Create date: 24/09/2024, 17:25

Close Date: 24/09/2024, 17:27

Last modified by: System FSM - Inbound reactor api

Last modified: 24/09/2024, 17:27

Task list

Add relation	Task id	Task type	Actual working time start	Actual working time end	Planned working start time	Pla
+	T/15613/2024	Install				

Page: 1/1 Rows: 1 Selected: 0

Notes

Content

+ Add note

System FSM - Inbound reactor api (service-account-fsm-api-qa), 19/07/2024, 23:43
Test Note

System FSM - Inbound reactor api (service-account-fsm-api-qa), 19/07/2024, 23:42
Updated FSJ with service activation code.

System FSM - Inbound reactor api (service-account-fsm-api-qa), 19/07/2024, 23:42
Webpage with audit images: <https://apis.vega-dev.viasat.in/tech-tools-api/audit/eed86183-ed01-3383-ac62-a511de457c8c>

This will create a new Audit task for the Order.

The screenshot displays the 'Order details: WO/15447/2024' page. The order status is 'Closed'. The 'Basic data' section includes Order id (WO/15447/2024), Order type (Customer Work Order), Technologies (Internet), and SLA (---). The 'Modifications' section shows the order was created by 'System FSM - Inbound reactor api' on 24/09/2024 at 17:25. The 'Task list' section contains two tasks: 'Audit' (T/15622/2024) and 'Install' (T/15613/2024). The 'Notes' section contains three entries, with the last one highlighted by a red box: 'System FSM - Inbound reactor api (service-account-fsm-api-qa), 19/07/2024, 23:42 Webpage with audit images: https://apis.vega-dev.viasat.io/tech-tools-api/audit/eed86183-ed01-3383-ac62-a511de457c8c'.

NOTE: You will want to open the Tech Photos so you can begin the audit.

Copy the URL from the FSM notes and paste it into a new browser tab.

You must use your SSO login the first time you access the site.

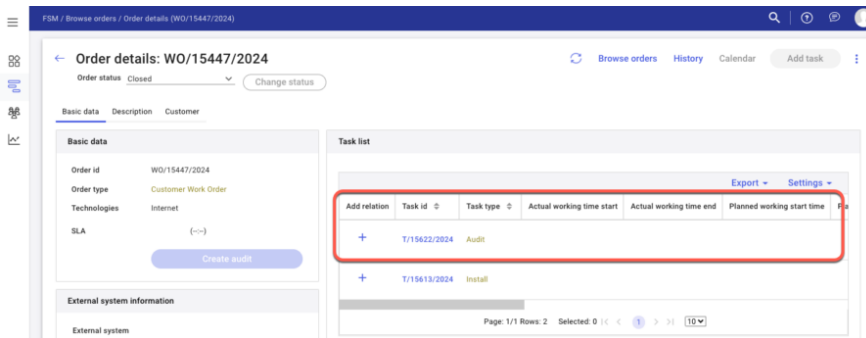
This will open the Tech Photos for the Order.



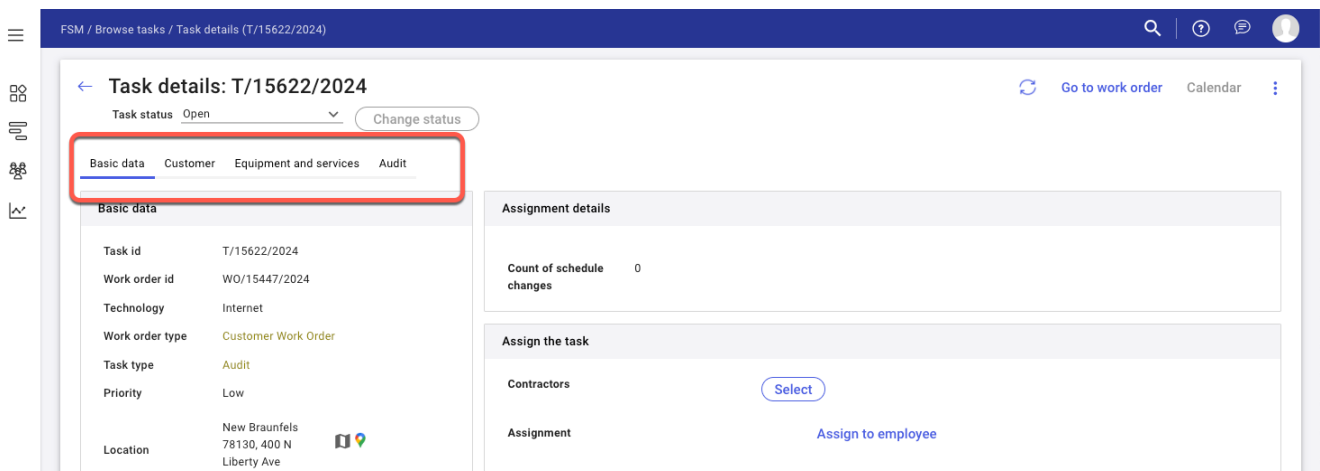
Files for 5bceabb3-bfec-39ac-b0db-2829b809afc1 work order



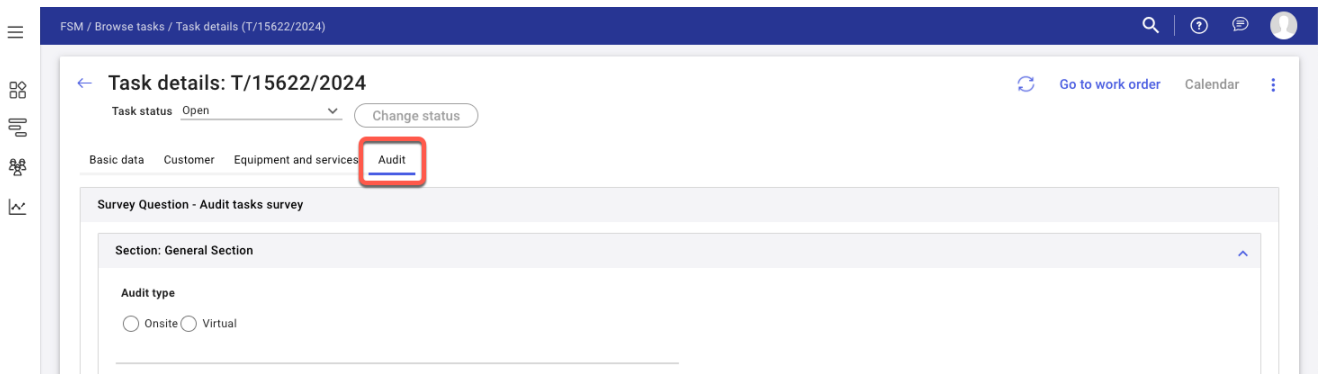
Select the Audit Task id link in the Task list.



This opens up the Audit task with an Audit tab.



Select the Audit tab to view



Complete the Audit questions.

FSM / Browse tasks / Task details (T/15622/2024) 🔍 🔄 🗓️ 👤

Task details: T/15622/2024

Task status: Open 🔄 Go to work order 📅 Calendar ⋮

Change status

Basic data Customer Equipment and services **Audit**

Survey Question - Audit tasks survey

Section: General Section

Audit type
 Onsite Virtual

Mount Location
 Wall Roof Ground

Mount Type
 Non-Pen Rail Mount S-Mount Stubby Tile Mount Undereave Universal Pole

All Required Photos
 Yes No

Section: Audit Section

Line of Sight (+/- 10°)
 Pass Fail N/A

Approved Cabling and Aesthetics
 Pass Fail N/A

ODU Mount & Hardware
 Pass Fail N/A

System Grounded to NEC Ground Source
 Pass Fail N/A

Section: Moving Forward Section

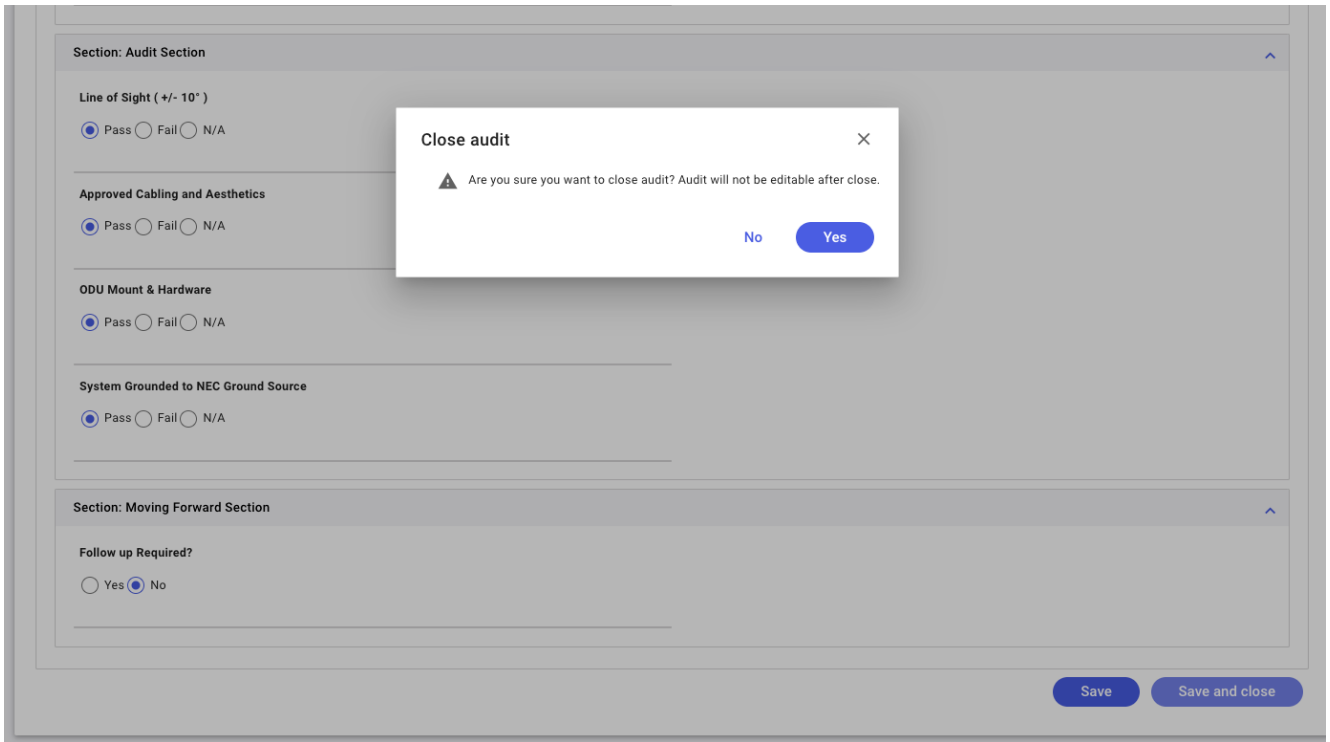
Follow up Required?
 Yes No

Version: 5.17.1.2 2024-09-24 06:09, FSM ID: VIASAT | Copyright © Comarch S.A. 2000 - 2024 All Rights Reserved.

When finished, select Save to retain updates made.

Change can still be made by selecting Save.
Select Save and close to complete the Audit.

Selecting **Save and close** will prompt you with a Yes or No to confirm closing the Audit.



Selecting **Yes** will close the Audit and will no longer be editable.

092424